



U.S. Department
of Transportation
Federal Highway
Administration



WMA Symposium - CIAPR

Alvin Gutierrez, ME, P.E.
FHWA PR Division



Every Day Counts Initiative

- EDC is designed to identify and deploy innovation. Our goals is to:
 - Shorten project delivery
 - Enhance the safety of our roadways
 - Protect the environment



The Innovations

Warm Mix Asphalt (WMA)




Precast Bridge Elements



Geosynthetic Reinforced Soil



Safety Edge



Adaptive Traffic Control Technology





What is EDC
Warm Mix Asphalt?





Q. Which project is which?

A: Hot-Mix Asphalt (HMA)?

B: Warm Mix Asphalt (WMA)?




Project No. 1



Project No. 2



Warm Mix Asphalt (WMA)



Hot Mix Asphalt at 320°F

Warm Mix Asphalt at 250°F



Warm Mix Asphalt

- **Definition:** Warm Mix Asphalt (WMA) is the general term used for technologies that allow producers of asphalt pavement material to lower the temperatures at which the material is mixed and placed on the road.
 - Reductions of 50 to 100 degrees Fahrenheit have been documented.



Warm Mix Asphalt (WMA)

Investigation and Implementation Premise

Although there are many factors driving the development and implementation of WMA technologies globally, in order for WMA to succeed in the US, *WMA pavements must have equal or better performance when compared to traditional HMA pavements.*





Brief WMA History...

- 1995 Preliminary Lab Experiments
- 1997 German Bitumen Forum
- 2000 Euroasphalt & Eurobitume Congress
- NAPA 2002 European Scan Tour
 - Germany and Norway
- NAPA 2003 Annual Convention - San Diego, CA
- 2004 First public demonstration in US
 - World of Asphalt – Nashville, TN
- 2005 WMA Technical Working Group Established
- 2007 AASHTO FHWA International Scan Tour
- 2008 First US International Conference on WMA
- 2011 First trail section in Puerto Rico at PR-2 Yauco





Warm Mix Asphalt: European Practice*

Reported Reductions in Plant Emissions (%)
with WMA

| Emission | Norway | Italy | Netherlands | France |
|-----------------|--------|-------|-------------|--------|
| CO ₂ | 31.5 | 30–40 | 15–30 | 23 |
| SO ₂ | NA | 35 | NA | 18 |
| VOC | NA | 50 | NA | 19 |
| CO | 28.5 | 10–30 | NA | NA |
| NO _x | 61.5 | 60–70 | NA | 18* |
| Dust | 54.0 | 25–55 | NA | NA |

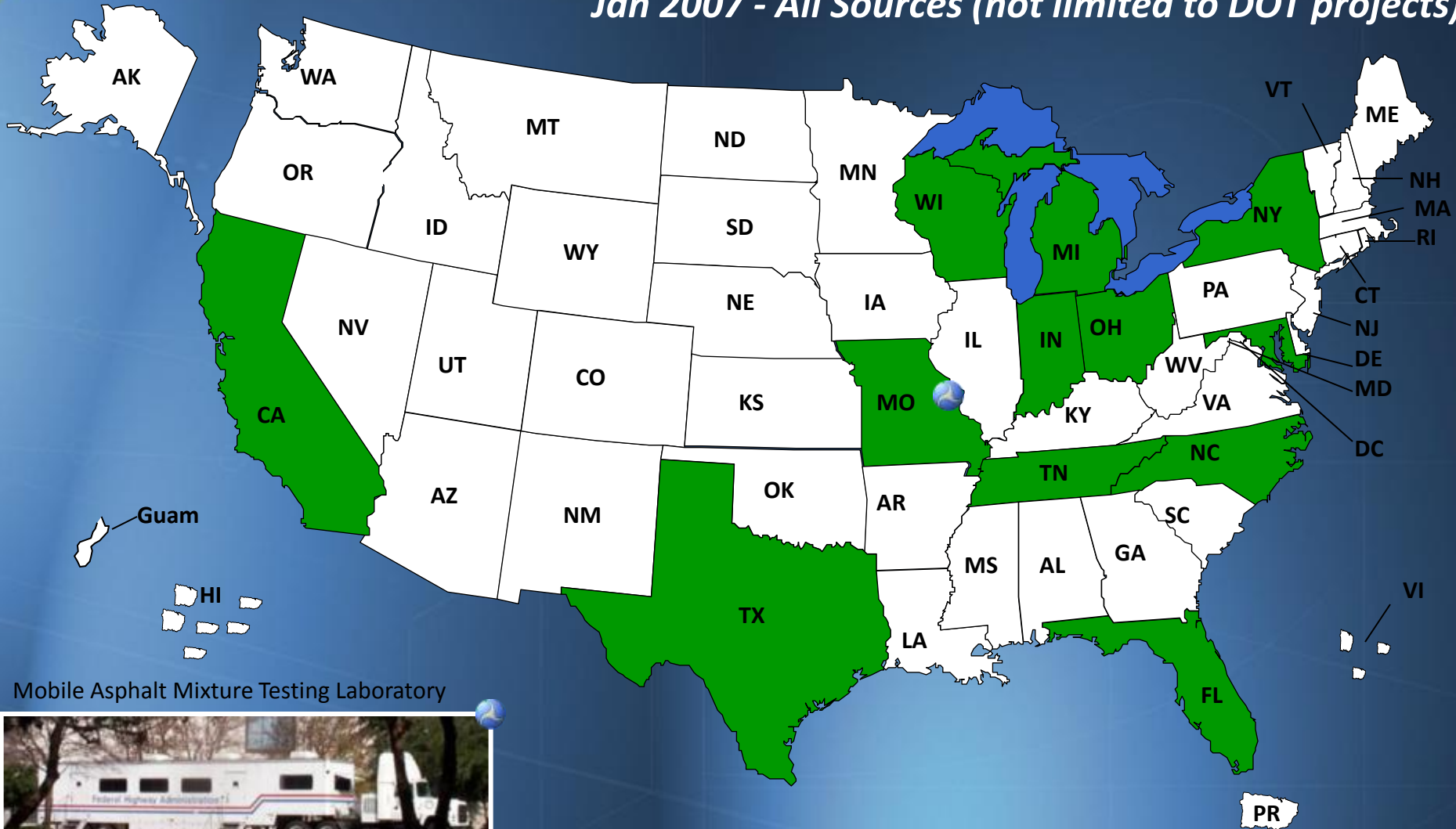
*Reported as NO₂
NA—not available

*Warm Mix Asphalt: European Practice, FHWA-PL-08-007, February 2008



WMA Trials & Demonstration *Projects*

Jan 2007 - All Sources (not limited to DOT projects)



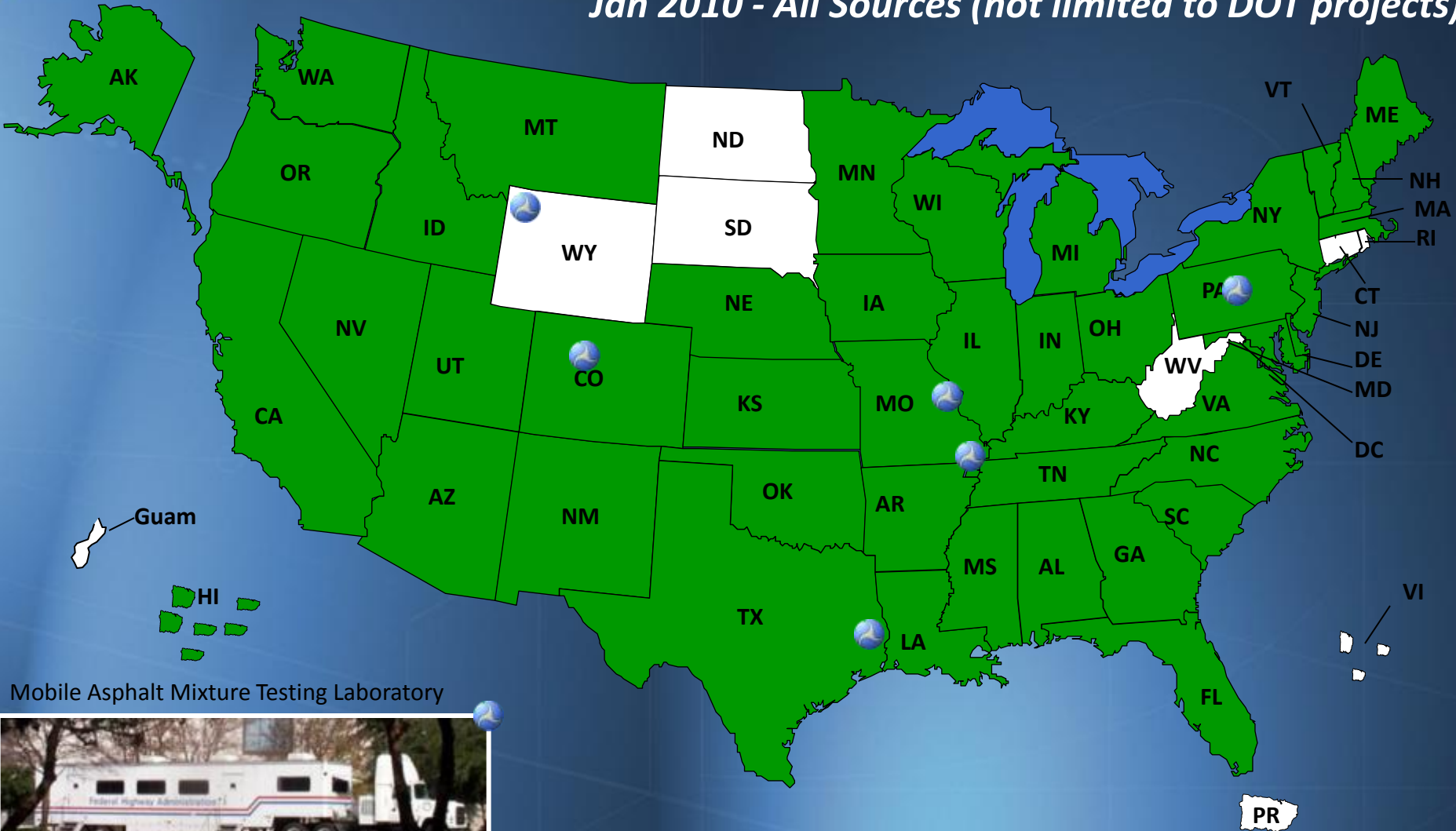
Mobile Asphalt Mixture Testing Laboratory





WMA Trials & Demonstration *Projects*

Jan 2010 - All Sources (not limited to DOT projects)



Mobile Asphalt Mixture Testing Laboratory





Factors Driving Development of Warm Mix Asphalt

1. Improvement in field compaction... less variable ... better performance!!!
2. Environmental and sustainable development concerns, “Green Highway Construction”
 - a. Reduction in energy consumption (fossil fuels)
 - b. Reduction in CO₂ and other emissions
3. Worker comfort ... reduced fatigue
4. Potential for longer haul distances



Memorable Message

- **I.C. = I.P.**

Improved Compaction = Improved Performance

- **F.E.W. key benefits...**

- Fuel
- Emissions
- Worker Comfort





Q. How many WMA technologies are available in the US market today?

- A. 9
- B. 14
- C. 20+





How Many WMA Technologies are Available in the US?

Currently Twenty Two (22) Technologies Marketed and Available in the US.



Mathy Tech. & Eng. Services and
Paragon Technical Services, Inc



Currently Twenty Two (22)
Technologies Marketed and
Available in the US.





More to come ...
Many other technologies are also
used Internationally.



Warm Mix Asphalt (WMA)

General Technology Categories:

- Materials Processing
- Organic Additives
- Chemical Additives
- Foaming Processes
- Hybrid Systems
(combination of technologies)





Economics of WMA

- Fuel Savings
 - Ex. Reducing production temperatures from 325°F (HMA) to around 265°F (typical WMA) will save ½ to 1 gallons of fuel per ton of mix
 - Cost savings of approximately 45¢ to 90¢ per ton of mix





Economics of WMA

- Start up costs:
 - Foaming Systems... range in price from ~ \$35,000 to \$80,000
 - Additive Systems... most require the addition of a pneumatic or volumetric pumping system. Range in price from ~ \$7,500 to \$60,000





Economics of WMA

- WMA Technology (Operating)
Cost:
 - Foaming Systems... water is basically free. If a liquid antistrip is needed, this adds ~ \$1 to \$2 / ton
 - Additive Systems... \$1.75 to 2.50 / ton of mix
 - This does NOT include fuel savings
Net cost ~ Zero to \$1.50 / ton





Performance Metrics

- June 2011, 40 out of 52 SHAs will have an established policy that encourages & sets targets for WMA usage on federal aid projects
- December 2011, 40 out of 52 SHAs will have a specification &/or contractual language that allows WMA on federal aid projects
- December 2012, 75% of SHAs with a WMA policy will have achieved set targets for WMA usage
- December 2013, all of SHAs with a WMA policy will have achieved set targets for WMA usage



U.S. Department
of Transportation
Federal Highway
Administration



WARM MIX ASPHALT “INNOVATION IN PRACTICE” PR-2 YAUCO, PR



Innovation takes...

- Leadership
- Partnership
- Sharing Risk





WMA looks like Hot Mix Asphalt, but cooler!



